



K-LINE **K107B**

RS232 ↔ RS485 Serial Converter

K-LINE

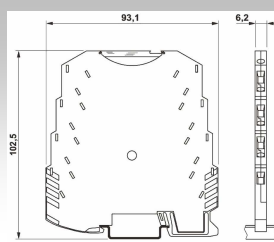
Serial Converters



- ▶ FUNCTION: Interface converter RS-232 ↔ RS-485
- ▶ Speed selectable from 1.200 to 115.200 bps
- ▶ Galvanic isolation @ 3-way
- ▶ Spring-cage terminal block and/or DIN bus connection system
- ▶ Power bridging terminal - DIN rail bus connector
- ▶ Tiny dimensions (102,5 x 93,1 x 6,2 mm)

TECHNICAL DATA

K107B – RS232 ↔ RS485 Serial Converter



ORDER CODES

K107B RS232 ↔ RS485 Serial Converter

Accessories

K-BUS Expandable power supply connector

K-SUPPLY Power Supply module with surge protection

GENERAL FEATURES

Power supply	19,2...30 Vdc
Status indicators	- Data presence on X port - Data presence on Y port - Inverted connection on X port - Inverted connection on Y port
Handshake	Timed automatic
Speed	1200...115200 bps
Configuration	By dip-switches
Other functions	X or Y side terminator, X->Y or Y->X communication direction inhibition
Galvanic Isolation	Power X port // Y port // power supply, digital 1500Vac
Hot swapping	Yes
Power consumption	500 mW
Humidity	30..90% a +40°C (not condensing)

Design	Terminal housing for mounting on 35 mm DIN 46277
DIP Switch	- Direction changing - Line termination - Transmission speed
Dimensions	6,2 x 93,1 x 102,5 mm (w x h x d)
Weight	50 g
Operating temperature	-20...+65 °C
Connections	Plug-in screw clamp terminal blocks, wires up to 2.5 mm ²
IP Protection	IP 20
Standards	EN50081-2 EN50082-2 EN61010-1
Approvals	CE, UI-CSA

X SIDE PORT

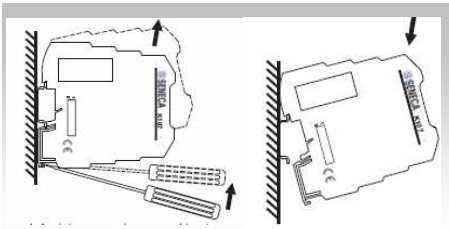
RS232
Capacity: 31 standard nodes
Dip switch for termination resistor
Protection: up to 30 Vdc

Y SIDE PORT

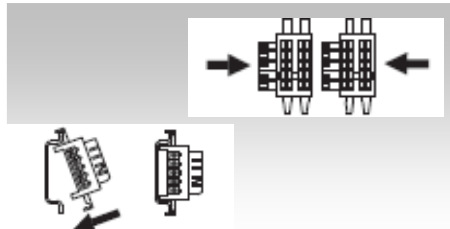
RS485 half duplex
Capacity: 31 standard nodes
Dip switch for termination resistor
Protection: up to 30 Vdc

DIMENSIONS AND INSTALLATION

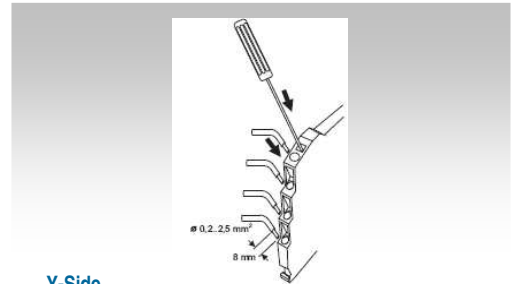
Inserting / Extracting module on DIN guide



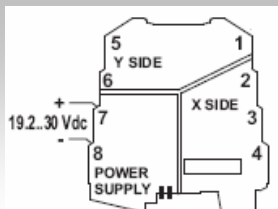
Expandable connector K-BUS



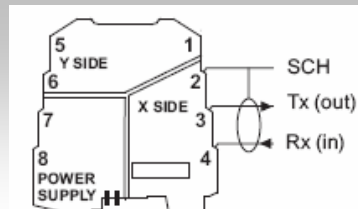
Cage clamp connection



Power supply



X-Side



Y-Side

